



JPU


juwex
Brilliant pads - brilliant floors



Brilliant perspectives – for all floors!

From natural stone to tiles, epoxy resin, concrete or linoleum – **Juwex** pads provide perfect solutions for all types of floors. Special crystalline micro-particles with excellent abrasive properties provide for unique brilliance. A perfectly coordinated system for basic and maintenance cleaning is the result of using four granulations with different hardness grades.

New!
Crystalline
micro-particles

Benefits


- **Special coating**
- **Fine, extremely hard micro-particles – four granulations**
- **Effective cleaning and polishing – no chemical substances!**
- **Unique textile structure: no overheating, high absorption of dust**
- **For all common single brush machines and automatic cleaners**
- **For high revolutions speeds (up to 2,500 rpm)**
- **Suitable for wet and for dry cleaning**





Assembly

Juwex pads are colour coded. During assembly, make sure that the coloured marking points upwards.



Hint











- At least 10 cleaning runs per granulation / pad
- For a full refurbishment, all four pads should be used in the described sequence.

Hint

- The higher the working pressure and the revolution speed of the machine, the faster you will achieve the desired result
- Use powerful cleaning machines
- Avoid losing time due to unnecessary or untimely charging

- Grit 500  rough
- Grit 1000  medium
- Grit 1500  fine
- Grit 3000  very fine

Typical applications *

Floor type / application	Linoleum	PVC polyolefins	Rubber elastomers	Resin	Natural cast stone	Concrete	Wood Parquet Cork	Textile
Polishing								
Wet scrubbing					 	 		

*Non-committal application examples and suggestions. Please contact your floor manufacturer for more detailed information.

Ideal use of Juwex pads

Juwex standard cleaning

Step 1: Pre-treatment & primary cleaning

A pre-treatment using red pads is recommended for heavily worn and soiled surfaces. Thanks to the coarse granulation, tenacious stains such as red wine or acid can be effectively loosened and removed. For this, the floor needs one treatment per day. After approx. 3 weeks – or 15 applications – replace the pad and start the next step.

3 weeks = 15 cleaning runs
- using clear water -

Step 2: Cleaning & repair

The blue pads are used to remove small scratches or unevenness. The floor is cleaned and prepared for polishing. At this point the floor looks blunt. As described above for the red pad, the floor is cleaned wet once per day. Use nothing but clear tap water.

3 weeks = 15 cleaning runs
- using clear water -



4

Step 4: Upgrading and finishing

The green **Juwex** pads provide the final touch, finishing the floor and rendering a permanently brilliant shine while allowing for a safe walk.

3 weeks = 15 cleaning runs
- using clear water -



3

Step 3: Care & polishing

The yellow pad can be used after approximately six weeks. This is the start of the polishing phase. The floor is cleaned and polished at the same time. The application is as described in the above steps. The floor will get a slightly mat shine after about three weeks.

3 weeks = 15 cleaning runs
- using clear water -

Affordable and environmentally friendly alternative

The standard cleaning using Juwex pads replaces the normal maintenance cleaning (incl. floor care and mirror finish). This is an economical and environmentally friendly alternative since no chemical and other cleaning products are required.

Material costs:	0,15 to 0,30 Euro/m ²
Full refurbishment (for 3.000 m ²):	300 to 450 Euro
Annual cleaning costs	1.800 to 2.400 Euro (0,60 to 0,80 €/m ²)

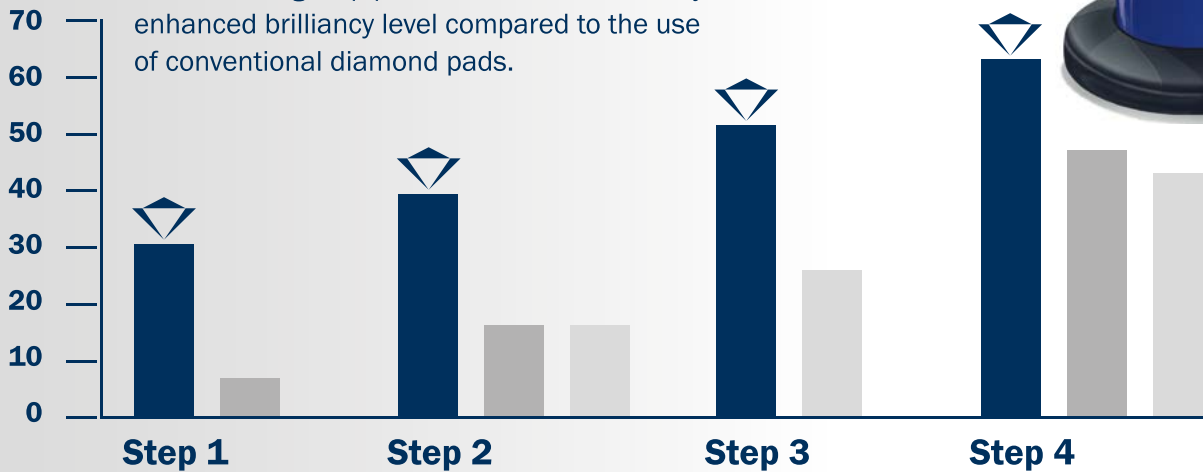
High-power cleaning

All four steps of **Juwex** standard cleaning can also be carried out immediately one after the other. In order to achieve optimum results, it is however recommended to use the same sequence as applied for the standard version. Each cleaning step is repeated approximately 10 to 15 times before changing the granulation. Depending on the status of the floor, 40 to 60 cleaning runs may be necessary.



Simply brilliant – brilliantly simple

Juwex pads improve the brilliancy of floors – each cleaning step provides a commensurably enhanced brilliancy level compared to the use of conventional diamond pads.



3 €/m²

Model calculation:

Model calculation:
 Surface approx. 1,000 m²
 Costs: approx. 3 EUR/m²
 (Equipment: 2 ride-on cleaning machines and 1 single-brush machine)

Turbo brilliancy

Directly after the high-power cleaning, you can dry-treat the floor using green **Juwex** pads – thus enhancing the mirror finish.



The Juwex cleaning system

Shiny floors, step by step

Juwex pads have been specially developed for cleaning large areas in supermarkets, shopping centers, airports, hospitals, or schools. The system consists of four pads: red, blue, yellow and green. Each pad has a different granulation, thus fulfilling different functions. You should observe the sequence of cleaning steps in order to achieve ideal cleaning results.



1

Pre-treatment & primary cleaning

- Ideal for heavily worn and soiled surfaces
- Removes small scratches and soiling
- For clean, mat surfaces
- Ideal preparation for treatment using **Juwex** pads “blue“



2

Cleaning & repair

- small scratches and unevenness
- Surface is being closed
- For smooth, clean and semi-glossy surfaces
- Ideal preparation for treatment using **Juwex** pads “yellow“ and “green“



3

Care & polishing

- Smooth polishing
- Ideal preparation for treatment using **Juwex** pads “green“



4

Upgrading & finishing

- For permanent brilliance and safe walking (when used regularly)
- If used daily, the floor is maintained and at the same time the polish is improved.



pads are ...

... economical

Juwex pads can be used to replace conventional brushes and pads, thus saving conventional cleaning and care activities, periodical maintenance and coating work as well as additional wax, polish, and stripping products.

... compatible

Juwex pads can be used with all conventional single brush machines (up to 2,500 RPM) and automatic cleaning machines.

... simple to use

Juwex pads are easily integrated into daily cleaning routines.


... environmentally friendly

Juwex pads are cleaning mechanically – without any chemical cleaning agents or additives. All you need is clear tap water.

... of premium quality

Juwex pads are robust, offering a longer service life than conventional pads and brushes.

Juwex pads
are cleaning efficiently, thus saving time
and reducing costs!



JPU Reinigungsprodukte GmbH

Am Jägerfließ 4
04626 Schmölln-Nitzschka
T +49 (0) 34491 635 93
F +49 (0) 34491 635 94

www.jpu-reinigungsprodukte.com
info@jpu-reinigungsprodukte.com

